

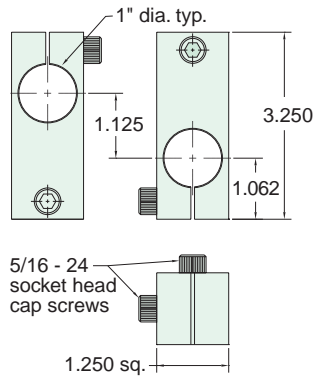


SUPER STRUCTURE

Here's a building block concept to speed construction of small equipment, fixtures, jigs and tooling. Machined steel blocks adapt to any position on the column and base. Offset extensions are provided through use of fixture and block mounting shafts of various lengths. Use of proper size brass slotted adapter permits mounting small bore cylinders or other parts. Column base is drilled for mounting. The Super Structure is extremely solid and secure, yet fully adjustable.

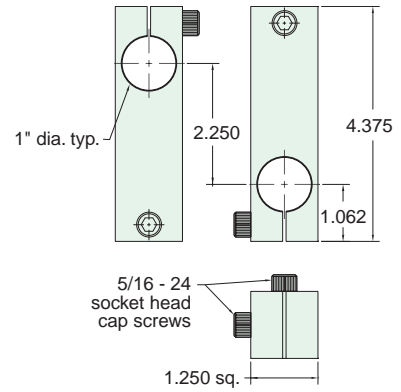
12361

Perpendicular mounting block
(black oxide finished steel)



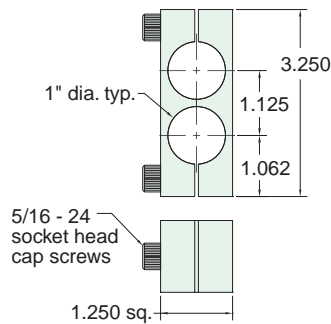
12362

Perpendicular mounting block
(black oxide finished steel)



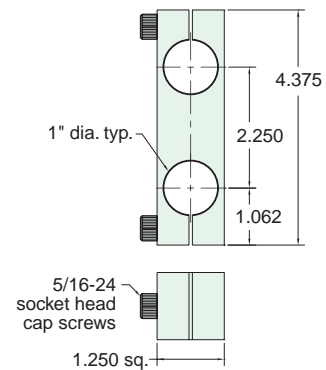
12363

Inline mounting block
(black oxide finished steel)



12364

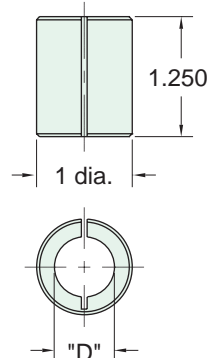
Inline mounting block
(black oxide finished steel)



12365-□

Part #	12365-1	12365-2	12365-3
"D" dia.	0.437	0.625	0.687

Slotted adapters (brass)



12369

Bracket mounting adapter block

